



GGC - Quebec Council  
1939 de Maisonneuve O  
Montreal, QC H3H 1K3

Tel: 514-933-5839  
1-800-565-8111  
Fax: 514-933-7591

www.guidesquebec.ca  
guides-quebec@bellnet.ca

**INSIDE THIS ISSUE:**

Centennial Tea	2
Treasurers' Trove	3
Screening News	4
Safe Guide	4
Provincial Training Day	5
PTD Sessions	6
PTD Registration	7
Directions (bus and car)	8
GGC - Video Contest	9
District Commissioners Get Together	9
St. Patrick's Parade	9
Calling all Campers	10
Clothing keeps winter fun	11

# The Piccolo

## January 2010



There is still time, it's not too late to sign up for one of the greatest camp experiences in the last 100 years! The last date for registration and program selection is February 28, 2010. There is still room in some of the patrols from Quebec for more girl participants, so if you know of anyone who is interested, please encourage them to check it out.

Registration details and more information available at [www.guidingmosaic.com](http://www.guidingmosaic.com)

Visit us on: [Twitter](https://twitter.com/Mosaic2010)  
[twitter.com/Mosaic2010](https://twitter.com/Mosaic2010)

[Facebook](http://www.facebook.com/home.php?#/group.php?gid=139002268610&ref=ts) [www.facebook.com/home.php?#/group.php?gid=139002268610&ref=ts](http://www.facebook.com/home.php?#/group.php?gid=139002268610&ref=ts)

Check out our [GM 2010 Youtube video](http://www.youtube.com/user/gm2010UTube) [www.youtube.com/user/gm2010UTube](http://www.youtube.com/user/gm2010UTube)

Questions? Please contact us at [guidingmosaic2010@girlguides.ca](mailto:guidingmosaic2010@girlguides.ca)

**DISTRICT COMMISSIONERS...**

**X** marks the spot to find the help you need

**RECRUITING**

**PLANNING**

**MEETING MANAGERS**

**RECORD KEEPING**

**= The Provincial Training Day, Jan. 30, 2010**

*Experienced Commissioners welcome, please come and share your successes!*



**1910-2010** Girl Goodness Starts Here  
Le leadership des filles commence ici

January 6, 2010

To: Quebec Guiding Members

I am sure that you have all heard that on May 15, 2010 we will be celebrating the 100<sup>th</sup> Anniversary of Guiding in Canada.

The Trefoil Guilds are planning a 'Tea and Fashion Show' on the afternoon of May 15 at the Villa Maria School in Montreal and we need your help in inviting all past members of Guiding to this celebration.

Would you please take a moment and make a list of ladies whom you feel should be invited to this special event. We need their name and e-mail or snail mail address by February 1, 2010.

Please e-mail your list to [sheila.norman04@gmail.com](mailto:sheila.norman04@gmail.com) or  
Mail to: 100<sup>th</sup> Anniversary Tea  
c/o 1939 boul. de Maisonnueve West  
Montréal, Québec H3H 1K3



Many Thanks,

**Sheila**  
Sheila Norman,  
Provincial Trefoil Adviser



**Still not sure how it fits together...**

Need help figuring it out....

**Planning... Problem solving...**

**Communication... the Girl Guide way???**

**Sign up now for "PUTTING THE PIECES  
TOGETHER" at the *Provincial Training Day* –  
Jan 30 !**



## Treasurers' Trove



January; a time of quiet recovery after the hectic holidays. The children are back at school, snowflakes drift softly down, and you've got peace and quiet to get your Guiding finances in order before the end of the month! It will only take an hour or two at most if you've kept up to date all year, as I am sure many of you have!

Please make sure you include all supporting documents with your financial books when you give them to your District Treasurer (Units) or the Provincial Office (Districts) for review. This is the biggest cause for delays in getting the books back to you, especially as we review the District books.

Remember that you must use independent reviewers (no signing officers, relations or business connections) for the Unit books. Usually this can be done at a book review party of all the Unit Treasurers.

Check out the Unit and District Treasurers' Handbooks for help and the complete list of what must accompany your books when you send them for review. They are on the GGC Quebec website under Forms, with the Financial Forms at: <http://www.guidesquebec.ca/GGSite/paperworks.aspx>

It is also time to plan your activities to raise funds for the Canadian World Friendship Fund...check out the January 2009 Piccolo for ideas.

### *Financial Training at the Provincial Training Day:*

Please come prepared to start by 8:30 a.m., even though the other sessions start a bit later. We need the extra time to cover all you need to know. You can do the training on paper (provided) or a computer if you have a laptop, but please make sure it is fully charged (we will blow circuits if several people try to plug in at once) and that you have Excel. It will speed things up if you also download the most recent version of the GGC QC Financial Package, found at the same link as the Treasurers' Handbooks above.



If you need help, as always, you can find me at: [dsn@guidesquebec.ca](mailto:dsn@guidesquebec.ca)

Dawn :)



### Got some great ideas

you have lived in the past 100 years of Guiding – Interested in sharing and developing them to move into the next 100...

Sign up now for 100 years and still kicking....

At the *Provincial Training Day*, January 30, 2010  
and start your year off on the right foot !

## Are you “with” GUIDES ...

Starting to get to know them...but need to know more...

Trying to understand your role and why they chose Guides!

Want ideas to enhance your program? Learn more at the **Unit Guider Session** of the Provincial Training Day.



Girl Guides  
of Canada  
Guides  
du Canada

## Screening News

### *Police Record Check Renewals (PRC)*

Did you receive a letter last August, September or October about renewing your PRC? If you did and haven't done anything about it **NOW** is the time to do it. If you have lost the form, which was sent to you, your District Commissioner, the Provincial Office or Margaret Martin can supply with a new one. Remember, your Commissioner has to check your ID and sign the form, which is then sent to Guide House for processing.

**Don't wait! Do it Now!**

### *Screening*

As of January 4, 2010 we have 29 Potential members (PMBR) of which there are 18 whose join date is September 2009. These ladies need to be finished as quickly as possible. Some only need to do their Police record Check, while the majority need to do the Orientation to Guiding. If you are one of these, please contact your District Commissioner or Margaret Martin to find out what you still need to do to become a full member of Girl Guides.

**Anyone with questions about screening, PRC renewals, or Girl Membership cards please contact Margaret Martin [screening@guidesquebec.ca](mailto:screening@guidesquebec.ca)**

## Safe Guide

2-3 yellow level Safe Guide Assessors needed

If you are familiar with the current Safe Guide document, and have recent experience planning yellow level activities, why not consider joining the Quebec Safe Guide Assessor team. The Yellow Assessor's role is to provide acknowledgement to the Responsible Guider that the activity she is planning is within the Safe Guide parameters. The work of a Safe Guide Assessor is done primarily through email, although some telephone follow-up may be required. Assessor orientation is required. A support system is provided. Time required varies, however you should expect an average of one assessment per week, with somewhat more during peak Spring and Fall camping seasons.

Interested? Contact Corey DeJean, Provincial Safe Guide Assessor at [safeguide@guidesquebec.ca](mailto:safeguide@guidesquebec.ca)





# 100 Years of Changing Lives

## 2010 Quebec Provincial Training Day



Open to all adult members and Rangers and anyone else over the age of 15 years who works on a regular basis with a unit. Sessions cover a wide variety of topics including skills and information needed to implement the Guiding Programs and Girl engagement.

*Tous les membres adultes des Guides, les Rangers ainsi que toutes les personnes âgées de plus de 15 ans qui travaillent régulièrement au sein d'une unité sont invitées. Les sessions couvrent un large éventail de sujets incluant les compétences et les connaissances utiles pour les programmes des Guides et l'engagement des filles.*

**DATE:** Saturday, January 30, 2010 - samedi le 30 janvier 2010

**LOCATION:** Church of the Resurrection. 99 Avenue De Mont Pleasant, Pointe-Claire, QC H9R 2T7

**LIEU:** Eglise de la Résurrection, 99 Avenue De Mont Pleasant, Pointe-Claire, QC H9R 2T7

**TIME:** 8:15 a.m. to 3:30 p.m. (Registration from 8:15 – 8:40 a.m.) As this is a busy day, you are asked to proceed to the registration table upon arrival. You will receive a detailed schedule at registration outlining your personalized training day, including your choices and general sessions.

**HEURES:** 8h15 à 15h30 (Inscription de 8h 15 à 8h 40) *S'il vous plaît, présentez-vous à la table d'inscription dès que vous arrivez. Lors de votre inscription vous recevrez un agenda détaillé.*

**COST:** \$15.00 covers training materials, a crest, refreshments (coffee, tea & juice) and facility costs, please check with your district for their support policy

**COUT:** \$15.00 pour le coût des matériaux, l'écusson, la collation (.Café, thé et jus) et les frais pour les lieux, SVP vérifier avec votre district la politique du soutien financier.

**LUNCH:** Brown bag lunch, bring your own mug.

*Veuillez apporter votre propre dîner et votre tasse à café.*

**WHAT TO WEAR:** Registered Members – any option of official uniform

(please remember that sessions may be active, be prepared to go outdoors)

**TENUE:** Membres inscrits – toute option de l'uniforme officiel (n'oubliez pas que certaines sessions peuvent comporter des activités physiques ou se dérouler à l'extérieur, soyez prête)

**BRING:** Your bag lunch, mug, notebook, pen, scissors, program and song books and a non perishable for the food bank

**APPORTER:** Votre sac à lunch, une tasse à café, un cahier de notes, un crayon, des ciseaux, livres de programme et un item non périssable pour la banque de nourriture

Please note that sessions are in English. *Veuillez noter que les sessions se dérouleront en anglais.*

**Mark your calendar and check the following page for the sessions.  
Noter votre calendrier et vérifier la prochaine page pour les sessions.**



# 100 Years of Changing Lives

Quebec Provincial Training Day 2010

## MORNING SESSIONS

AM 1	<b>PUTTING THE PIECES TOGETHER</b> This module will initiate you at understanding leadership styles, build good communication skills, being a team member, problem solving, active listening, building girl power, understanding need assessment, planning and evaluation.
AM 2	<b>UNIT GUIDER STREAM MODULE GUIDES</b> The module centers on: about the girls, programming the girls, the value of girl-centered program, planning meetings and activities, promise and laws, ceremonies, the organization and the role of the Guider.
AM 3	<b>FINANCE</b> The module is designed to help guide you through the process of financial record keeping for your unit or district. You will practice record keeping in a hands-on environment using the paper or electronic versions of all the forms you will need in a year, including budgeting and year end. Participants need to bring a pencil, an eraser and a calculator or fully charged lap top with Excel.
AM 4	<b>DISTRICT COMMISSIONER TRAINING</b> This module focuses on the core responsibilities of the DC including position support, long and short range planning, time management, screening process, record management and council meeting.
AM 5	<b>100 YEARS AND STILL KICKING.....</b> Sharing Ideas for the next century of Changing Girls' Lives. Bring your most successful ideas and tips, and your Thinking Cap. Listen, Interpret, Create & Celebrate
AM 6	<b>COOKIE POWER!!!</b> Take a bite out of this. The short and sweet of your cookie campaign: Try some recipes <ul style="list-style-type: none"> <li>• Enjoy greater success                      Get the most program out of your cookies</li> <li>• Involve the girls in the outcome      Become <b>COOKIE ALLSTARS</b></li> </ul>
AM 7	<b>TREFOIL GUILD</b> Want to find out more about TREFOIL GUILD..... Come and meet your friends in Guiding. The best opportunity to share, plan and be current to all the actions happening in the year of our 100 <sup>th</sup> anniversary.

All AM sessions are iMIS registered

**AFTERNOON SESSIONS: (1:00 - 2:00 AND 2:30 - 3:30)**

<b>ARTS &amp; CREATIVITY</b>	A Taste of the Arts Treasure Chest: Come and learn the songs for the "Quebec Celebrates Song" 2009-2010 Music Challenge and more!
<b>CAMP</b>	Come and learn the basic camp skills to take your girls in the great adventure of camping. Excellent training for new campers.
<b>INTERNATIONAL</b>	"Have passport, will travel. Find out about travelling with girls to one of the World Centres. Discover Sangam by hearing about an adult only trip to India".
<b>NATURE</b>	Nature is all around you. So come and get activity ideas that you can use with your girls using nature around your meeting place, the park near you and maybe during an outing, or an hike.

Sessions will be assigned on a first come first served basis on order of receipt of your registration form with payment. (payable to GGC Quebec Council).



# 100 Years of Changing Lives



2010 Quebec Provincial Training Day  
Samedi le 30 janvier 2010  
Saturday, January 30, 2010

Nom/name \_\_\_\_\_ iMIS \_\_\_\_\_

Téléphone/phone\_(\_\_\_\_\_) \_\_\_\_\_ Cell: \_\_\_\_\_

Courriel/e-mail \_\_\_\_\_ @ \_\_\_\_\_

Position(s)/current position(s) o Sparks o Brownies o Guides o Pathfinders o Rangers  
o Link o Trefoil Guild o Commissioner o Other \_\_\_\_\_

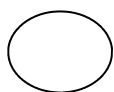
Inscrivez-moi pour la session suivante en avant-midi: \_\_\_\_\_

Please register me for the following morning session: \_\_\_\_\_

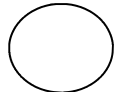
**Program: sessions en après-midi / Program: afternoon sessions**

Choisir par ordre de préférence dans les sessions suivantes. Votre favorite avec le # 1 de (1 à 4).  
On vous assignera 2 sessions. Première arrivée, première servie selon l'inscription avec le paiement.  
(Payable à GGC Québec Council)

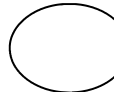
Choose in order of preference, your first choice #1 choice 1-4. You will be assigned 2 choices on  
a first come first served basis, upon receipt of your registration form with payment (payable to  
GGC Quebec Council)



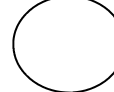
Camp



International



Nature



Arts & Creativity

Poster le formulaire et le chèque (ou simplement le chèque si réponse par courriel) à :

Mail this form and your cheque (or if replying by e-mail, simply your payment to :



Provincial Training Day 2010  
GGC Quebec Council  
1939 de Maisonneuve Ouest  
Montreal, Qc H3H 1K3



Confirmation de votre application vous sera envoyée par courriel  
sur réception de votre paiement.

Confirmation of your registration will be e-mailed upon receipt of payment.

**DATE LIMITE: le 25 janvier 2010 DEADLINE: January 25, 2010**

**\*You can also check out the Quebec website for an interactive form\***



World Association of Girl Guides and Girl Scouts  
Association mondiale des Guides et des Éclaireuses  
Associação Mundial de Guias e Escoteiras

## Directions (Map and Bus Lines)

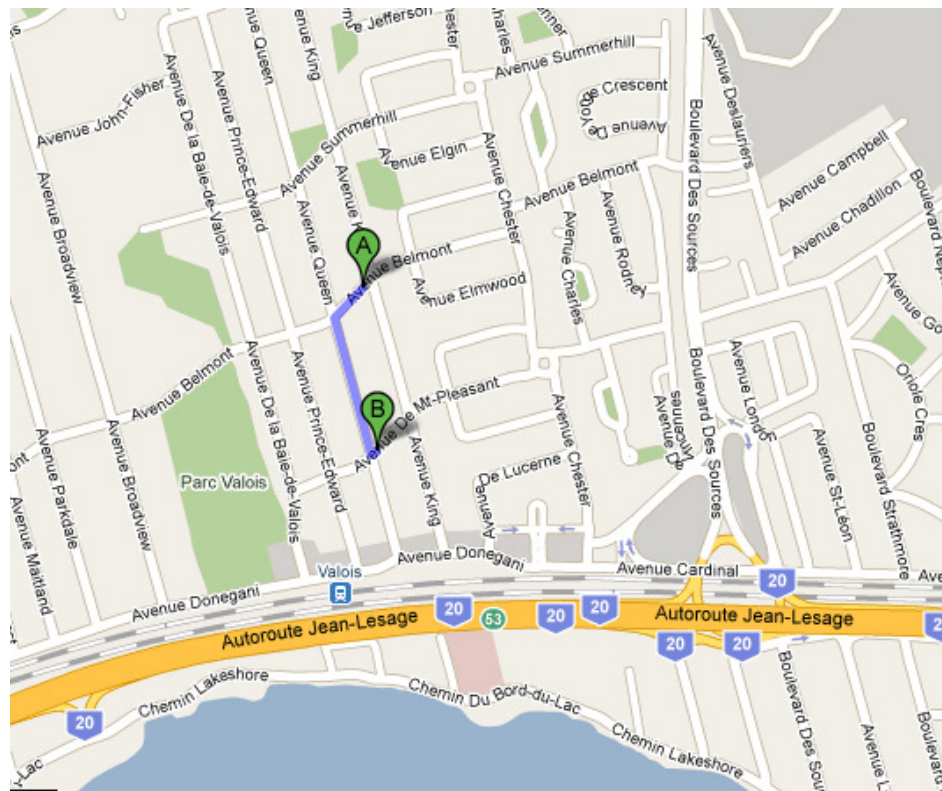
203 BUS from Dorval (211 from Lionel Groulx) or 203 from Fairview -- BOTH to corner of KING and BELMONT

OR 204 Bus from Dorval or Fairview to DONEGANI & KING

209 on Sources **does not** run on Saturdays...

Train from downtown not suitable – there is a train from Vaudreuil –Dorion in the AM but would not match in the PM.

A = Valois United - B = Church of the Resurrection



By car

Highway 20 - Exit boul. Des Sources North

Highway 40 - Exit boul. Des Sources South

Turn west on Belmont, follow Belmont to Valois United Church

Turn left on Queen to Church of Resurrection.



## Show Us Your GGC! - Video Contest

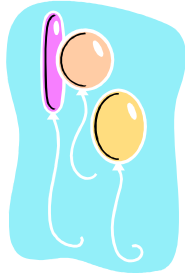
GGC is producing a video to celebrate all things Guiding in Canada. The video will be officially screened on National Rally Day in all provinces on May 15, 2010. Part of the video includes a "Show us your GGC" segment, which is your chance to show everyone what GGC means to you. Shoot a video with your Unit, your friends, your family or on your own, and you may see yourself on the big screen! The deadline for submissions is January 31, 2010.

Submit your video online: <http://www.youtube.com/group/girlguidesofcanada#p/t>

Or mail a copy of your video with your name and contact information to:

Show Us Your GGC  
Girl Guides of Canada  
50 Merton St  
Toronto, ON M4S 1A3

For more information contact: [ggc2010info@girlguides.ca](mailto:ggc2010info@girlguides.ca)



## District Commissioner Get Together

DC's mark your calendars for:

Friday, February 5<sup>th</sup>, 7:00 PM

Rene Veillet Center, 1050 Park Lane Street, Greenfield Park

We can't wait to share all of the latest and greatest Quebec Guiding news!

More information, including directions, will follow by e-mail.



The St. Patrick's Day Parade will be held in Montreal this year on Sunday, March 14<sup>th</sup>.

If you are interested in marching in the parade with your unit, watch this space for more information.

**Receipt Book is a Mess... Money still in baggies....**

**NEED HELP !!! Finance 101 is for you!**

**Available January 30, 2010  
at the Provincial Training Day**

*Unit Treasurers...Guiders... ANYONE managing  
Guide Funds is welcome – Sign up today!*



# Calling all campers....



Do you LOVE camping ? Are you willing to help PROMOTE and ENCOURAGE camping? Will you SHARE your knowledge and skills with others ? Each district is expected to have a CAMPING ADVISOR – that is a person who loves camping (or at least enjoys it), is willing to help promote camping within her district and the province and share knowledge and experience with new or less experienced Guiders.

Sound interesting... please contact your District Commissioner to volunteer or email [QCGuidescamp@bell.net](mailto:QCGuidescamp@bell.net) to become a member of the Quebec Camping Committee.

---



Have some free time in the summer? Enjoy camping? Due to GM 2010 and other council changes, we are currently reviewing the summer camp program. We are looking for interested volunteer Guiders to help review, plan and be a part of the implementation of some new and exciting summer camp programs. If you can be a part of this exciting brainstorming and planning process please contact Heather at [QCGuidescamp@bell.net](mailto:QCGuidescamp@bell.net).

---



CAMP WORK DAY – We are planning a camp work day/days in May and we are looking to create a bank (list) of SKILLED volunteers who can help maintain our camp and are prepared to support Guiding. The work would only be done in the spring, but individuals with experience/qualifications to work with electrical, plumbing, roofing, woodworking and other similar tasks are needed to help reduce the cost of maintaining Camp Wa-Thik-Ane. Less skilled workers will also be called upon to do various other jobs. If you, a friend or family member would be able to help out – please email Heather at [QCGuidescamp@bell.net](mailto:QCGuidescamp@bell.net)

---



## COOKIES still weighing you down...

Need program ideas... Crave recipes...

Want tips for getting the girls to "buy into" cookie selling...

Would like to understand the Cookie All-Star program...

Sign up today for **COOKIE POWER!!!**  
at the Provincial Training Day, Jan 30 (quantities lim-

*From your Camping Committee*



## CLOTHING KEEPS WINTER FUN!

Taking your girls outside at Winter Camp or for a day or meeting of winter fun? Don't forget to discuss layering and proper winter clothing - Some ideas for any season to help girls understand layering – Apply them yourself as well – you will have more fun if you are dressed properly!

Base Layer – long underwear, polyester PJ's, old tights with the feet cut off, turtleneck

Insulating Layer – light sweater, vest, fleece top/bottoms, sweatpants etc...

Outer Layer – Wind & weather resistant (shell, pants, ski suit etc..)

**ALL LAYERS COUNT** – These layers can apply to hats, scarves, mitts, socks and boots as well... put on your hat with a hood over it to keep yourself dry and keep your hat on! Wear a pair of thin gloves under warm mitts in case you need to fiddle with a zipper.



**HOW IT WORKS** - The basics of layering is that the bottom layer wicks (or absorbs) the moisture from your skin, the middle layer lets the moisture pass out while creating a pocket of warm air and the outer layer lets the humidity out and keeps the wind and wet (snow or wet) weather from getting in. However, they only work if you keep dry inside – Let the girls take off a layer or chose a lighter middle layer when doing active games or sports, and put the warmer layer back on when they stop or are doing lighter activities. They will get a better understanding of how the principles work, if they are comfortable and enjoying their experience outdoors.



**REMEMBER TO BE PARENT-FRIENDLY** : Be sure the girls go home with ideas on how to make what they own work within the layering principles – not that mom and dad need to go out and buy new fancy gear. Even the old worn ski suit can be useful with a raincoat over top or a fleece underneath! Don't forget to lend and borrow if needed!

### SOME IDEAS ....

- **Make Paper Dolls** have the girls create different layers of clothing from coloured paper or fabric
- **Create a Relay** with catalogue pictures or actual items of clothing, have the girls place them in the correct order, including a discard pile (or other season symbol)
- **Use a “Blubber Glove”** to illustrate insulation properties – put Vaseline between two light plastic gloves. Put your hand inside the inner glove and squish the Vaseline around to protect part of your hand – put your hand into a snow bank (controlled & supervised environment). The girls will quickly understand how the Vaseline creates an insulating barrier. This can help to explain why animals increase in fat in the colder months.
- **Make Baked Alaska** – (Baked ice cream on cake with a meringue cover which insulates the ice cream and keeps it frozen in a 350<sup>o</sup> oven.) Google Baked Alaska Recipes and chose your favourite
- **Sit-upon survey-** Have the girls select a variety of sit-upon (or sleeping mattress) options including an air mattress, blue foam, tarp, stadium cushion, camp chair, newspaper bundle, sleeping bag, fur if you can get it etc... Have each girl sit on her selected option for a predetermined period of time – the concept of sitting eliminates a lot of the insulation in the bottom of the ski suit, therefore the cushion becomes the barrier. Have the girls assess which is most effective in keeping them dry, warm, long term use, leave at home... etc.. This can be useful if girls are planning a sleep-out in winter as it will help them understand what to bring.